



**BISMARCK PARKS AND
RECREATION DISTRICT**
Est. 1927

2026 Annual Budget

**As Introduced
July 17, 2025**

**BISMARCK PARKS AND RECREATION DISTRICT
2026 ANNUAL BUDGET**

TABLE OF CONTENTS

1.	Mill Levy Proposal	
	Mill Levy Comparison 2021-2025.....	1
2.	2026 Budget	
	Revenue Budget.....	2-4
	Expense Budget	5-6
	Revenue Budget – By Fund and Revenue Source	7-8
	Expense Budget – By Fund and Expense Function.....	9-10
	Charts	11-12
4.	Summary of Changes to Fees and Charges	13-23
5.	Summary of Changes to Seasonal Pay Plan	24-27
6.	Budget Resolution.....	28
7.	Public Hearing Notice.....	29

CITY OF BISMARCK, NORTH DAKOTA

**MILL LEVY COMPARISON
2021 - 2025**

	2021	2022	2023	2024	Estimated 2025
General	22.33	22.62	22.07	22.59	22.55
Special Assessments	5.94	5.72	5.12	4.69	4.30
General Obligation Bonds	0.53	0.48	0.44	0.40	0.39
Park and Recreation Facilities	<u>5.00</u>	<u>5.00</u>	<u>5.00</u>	<u>5.00</u>	<u>5.00</u>
 TOTAL	 <u>33.80</u>	 <u>33.82</u>	 <u>32.63</u>	 <u>32.68</u>	 <u>32.24</u>

BISMARCK PARKS AND RECREATION DISTRICT

REVENUE BUDGET DEVELOPMENT 2026

	2022 Actual	2023 Actual	2024 Actual	2025 Budget	2026 Proposed
GENERAL FUND					
TAXES					
CURRENT TAXES	8,787,835	9,756,141	10,213,087	11,150,000	8,740,000
PRIOR TAXES	70,994	76,509	89,292	65,000	70,000
MOBILE HOME TAXES	66,891	74,459	72,256	65,000	70,000
TELECOMMUNICATION TAX	51,747	51,747	51,747	52,000	52,000
	8,977,466	9,958,856	10,426,382	11,332,000	8,932,000
STATE REPLACEMENTS					
STATE AID	1,575,173	1,760,000	1,796,128	1,350,000	1,350,000
BURLEIGH COUNTY HOUSING	6,526	6,227	7,327	4,500	5,000
HOMESTEAD CREDIT-CURRENT	126,850	132,392	220,796	120,000	3,100,000
HOMESTEAD CREDIT-PRIOR	5,580	9,281	9,508	500	1,000
HOMESTEAD CREDIT-MOBILE HOME CURRENT	3,743	3,773	4,883	1,000	1,000
HOMESTEAD CREDIT-MOBILE HOME PRIOR	53	264	188	100	100
	1,717,925	1,911,937	2,038,832	1,476,100	4,457,100
MISCELLANEOUS REVENUE					
REFUNDS	41,691	-	-	-	-
MISCELLANEOUS	181	47	575	-	-
INSURANCE CLAIMS	112,201	34,209	6,071	12,500	12,500
EQUIPMENT SALES AND RENTALS	-	-	-	1,000	-
	154,072	34,256	6,646	13,500	12,500
ASSOCIATION & MANAGEMENT CONTRACTS					
	249,652	247,804	255,974	227,500	231,500
INTEREST					
	115,795	509,601	615,944	75,000	75,000
FEES AND CHARGES					
	141,917	139,461	161,653	107,000	109,000
TRANSFER IN-SPECIAL REVENUE					
	125,000	125,000	125,000	125,000	125,000
MUNICIPAL BALLPARK					
	61,326	46,776	50,002	49,000	50,300
GENERAL MAINTENANCE					
	88,587	87,073	87,251	71,500	82,000
	782,276	1,155,715	1,295,824	655,000	672,800
GOLF OPERATIONS					
RIVERWOOD	835,475	821,678	898,920	835,500	850,500
TOM O'LEARY	536,823	608,883	744,921	560,400	619,400
FORE SEASONS CENTER/PEBBLE CREEK	630,832	719,259	678,120	670,500	699,000
	2,003,130	2,149,820	2,321,961	2,066,400	2,168,900
POOL OPERATIONS					
ELKS	55,713	46,533	75,448	80,500	78,000
HILLSIDE	154,352	109,179	151,672	168,700	165,200
WACHTER	20,795	-	36,428	36,250	34,750
	230,860	155,712	263,547	285,450	277,950
ARENA OPERATIONS					
VFW SPORTS CENTER	390,799	425,268	598,366	425,500	550,500
CAPITAL ICE COMPLEX	238,150	332,978	276,139	249,300	323,100
	628,948	758,246	874,506	674,800	873,600

BISMARCK PARKS AND RECREATION DISTRICT

REVENUE BUDGET DEVELOPMENT 2026

	2022 Actual	2023 Actual	2024 Actual	2025 Budget	2026 Proposed
MEMORIAL BUILDING	15,020	16,837	11,994	18,000	18,000
ADMINISTRATION	74,672	76,126	76,709	71,000	81,000
RECREATION ACTIVITIES					
ADMINISTRATION	871	1,915	777	-	-
ADULT BASKETBALL	110,925	79,240	76,800	76,500	76,500
ADULT SOFTBALL	15,445	17,320	19,175	20,500	20,500
ADULT TENNIS	-	-	-	1,300	1,300
ADULT VOLLEYBALL	295,606	346,040	351,345	346,000	376,000
FLAG FOOTBALL	6,277	5,531	7,111	7,000	7,000
BASEBALL - BABE RUTH 13-15	60,863	53,404	-	-	-
BASEBALL - BABE RUTH 16-19	35,399	38,788	-	-	-
BASEBALL - GOVERNORS	16,359	18,341	-	-	-
YOUTH BASEBALL/SOFTBALL	22,701	26,603	25,166	24,700	26,500
YOUTH BASKETBALL	57,538	48,001	59,049	52,300	52,300
YOUTH SOCCER	37,259	43,986	40,087	38,900	38,900
YOUTH VOLLEYBALL	38,320	47,611	45,581	43,600	48,600
YOUTH TENNIS	16,648	21,925	19,598	19,300	19,300
JUNIOR GOLF	50,830	74,907	76,521	65,000	75,000
TRACK	941	881	837	1,500	1,500
ACTIVITY CENTERS	274,113	312,865	354,638	345,000	360,000
BLAST	705,002	822,465	795,860	782,000	800,000
SAFETY VILLAGE	15,078	15,365	14,860	18,000	18,000
SPECIAL POPULATIONS	4,406	3,900	3,625	3,000	3,000
MISCELLANEOUS YOUTH PROGRAMS	-	915	715	4,500	4,500
FOOD SERVICES	20,000	20,510	6,283	-	-
ARCHERY	1,660	3,685	4,041	7,000	7,000
KARATE	3,875	2,900	2,245	5,000	5,000
ARTS PROGRAMMING	3,510	-	-	-	-
FENCING	4,705	2,465	5,025	5,000	5,000
MISCELLANEOUS PROGRAMS	-	3,510	-	-	-
BIKE RENTALS	9,623	8,184	24,135	15,000	15,000
FLURRY FEST	500	500	-	1,500	1,500
JULY CELEBRATION	1,400	500	-	3,500	3,500
HALLOWEEN PARTY	537	384	367	2,500	2,500
MISCELLANEOUS SPECIAL PROGRAMS	-	57	76	4,000	4,000
	1,810,388	2,022,696	1,933,916	1,892,600	1,972,400
DAKOTA ZOO	7,593	9,052	11,006	10,000	12,000
MCDOWELL DAM	277,653	240,957	272,239	424,200	468,550
FORESTRY	9,280	6,682	15,820	51,500	51,500
SIBLEY PARK	400,761	416,870	428,336	395,100	402,100
CAPITAL RACQUET & FITNESS CENTER	370,047	367,044	353,596	439,100	408,500
HIGH PRAIRIE ARTS & SCIENCE COMPLEX	40,443	39,110	47,766	45,200	45,200
JOANN HETZEL MEMORIAL 4-H BUILDING	91,788	105,147	112,051	105,100	120,100
BURLEIGH COUNTY PARKS	73,608	96,676	98,898	224,800	228,500
CONTINGENCIES	-	-	-	200,000	200,000
AQUATIC/WELLNESS CENTER	908,625	921,759	936,955	986,950	994,200
TOTAL GENERAL FUND	18,574,557	20,443,498	21,526,983	21,366,800	22,396,900

BISMARCK PARKS AND RECREATION DISTRICT

REVENUE BUDGET DEVELOPMENT 2026

	2022 Actual	2023 Actual	2024 Actual	2025 Budget	2026 Proposed
<u>SPECIAL REVENUE</u>					
SPECIAL ACTIVITIES - TOURNAMENT ACCT	16,083	22,708	1,256	95,500	-
SPECIAL ACTIVITIES - CONCESSIONS	65,552	67,053	86,561	63,000	67,000
SPECIAL ASSESSMENTS	2,541,374	2,753,317	2,606,684	2,405,000	2,311,000
EMERGENCY FUND	50,000	50,000	50,000	50,000	50,000
TOTAL SPECIAL REVENUE	2,673,009	2,893,078	2,744,501	2,613,500	2,428,000
<u>CAPITAL PROJECTS</u>					
CONSTRUCTION, ACQUISITION, RENOVATIOI	3,651,133	3,469,830	3,680,618	2,556,000	2,666,000
GOVERNMENT CONSTRUCTION	162,929	186,618	230,452	122,000	122,000
PARK IMPROVEMENT	5,045,082	14,253,997	2,041,363	405,000	405,000
MUNICIPAL LEASE	213,556	212,732	211,719	198,400	199,750
TOTAL CAPITAL PROJECTS	9,072,700	18,123,177	6,164,153	3,281,400	3,392,750
TOTAL BUDGET ALL FUNDS	30,320,266	41,459,752	30,435,637	27,261,700	28,217,650

BISMARCK PARKS AND RECREATION DISTRICT EXPENSE BUDGET DEVELOPMENT 2026

	2022 Actual	2023 Actual	2024 Actual	2025 Budget	2026 Proposed
GENERAL FUND					
SALARIES AND WAGES	-	-	-	21,900	23,600
CONTRACTUAL SERVICES	-	-	-	25,000	10,000
TRANSFER TO PENSION FUND	424,793	422,382	449,482	463,500	632,300
INSURANCE	624,042	601,628	646,637	702,500	719,650
CAPITAL EQUIPMENT	236,533	430,155	380,475	293,500	339,000
CAPITAL IMPROVEMENTS	-	757,925	-	10,000	125,000
MISCELLANEOUS CHARGES	1,471,042	400,885	31,758	31,000	16,000
MUNICIPAL BALLPARK	101,860	77,404	93,448	164,300	129,300
OUTDOOR RINKS	43,592	33,347	20,304	51,000	41,000
GENERAL MAINTENANCE	3,325,256	3,416,342	3,663,889	4,101,925	4,138,275
	6,227,118	6,140,069	5,285,993	5,864,625	6,174,125
GOLF OPERATIONS					
ADMINISTRATION	781,548	814,726	844,280	911,650	1,032,950
RIVERWOOD	496,435	519,031	523,274	571,050	586,300
TOM O'LEARY	419,275	479,140	605,849	481,050	549,500
FORE SEASONS CENTER/PEBBLE CREEK	635,439	578,201	648,963	687,000	708,500
	2,332,698	2,391,098	2,622,366	2,650,750	2,877,250
ARENAS/POOLS OPERATIONS					
ADMINISTRATION	434,111	441,360	525,435	622,300	658,650
ELKS	111,672	105,560	167,869	145,100	154,600
HILLSIDE	193,839	193,455	223,999	229,450	223,950
WACHTER	76,545	17,545	120,270	102,500	114,000
VFW SPORTS CENTER	666,093	555,629	795,193	652,900	723,200
CAPITAL ICE COMPLEX	540,421	509,601	409,086	424,850	424,850
	2,022,681	1,823,149	2,241,850	2,177,100	2,299,250
MEMORIAL BUILDING	208,462	229,074	235,176	243,200	244,350
ADMINISTRATION	1,162,329	1,164,424	1,193,131	1,457,650	1,466,800
RECREATION ACTIVITIES					
ADMINISTRATION	791,954	865,481	882,962	955,200	969,300
ADULT BASKETBALL	84,470	70,854	54,014	64,600	64,600
ADULT SOFTBALL	10,953	7,684	7,875	13,900	13,900
ADULT TENNIS	-	-	-	600	600
ADULT VOLLEYBALL	294,107	303,876	319,845	288,000	318,000
FLAG FOOTBALL	2,704	3,888	3,725	3,850	3,850
BASEBALL - BABE RUTH 13-15	77,101	73,843	-	-	-
BASEBALL - BABE RUTH 16-19	50,883	49,902	-	-	-
BASEBALL - GOVERNORS	42,204	47,817	-	-	-
YOUTH BASEBALL/SOFTBALL	17,161	20,542	20,190	21,300	23,300
YOUTH BASKETBALL	61,483	63,553	58,342	65,000	63,000
YOUTH HOCKEY	27,500	27,500	27,500	27,500	27,500
YOUTH SOCCER	23,520	26,219	26,104	29,850	29,850
YOUTH VOLLEYBALL	30,163	30,917	31,075	37,550	37,550
YOUTH TENNIS	22,398	25,106	18,074	21,650	21,650
JUNIOR GOLF	46,733	69,958	71,352	58,800	68,800
FIGURE SKATING	15,000	15,000	15,000	15,000	15,000
TRACK	1,623	755	2,043	1,750	1,750
ACTIVITY CENTERS	284,910	358,755	360,848	362,700	370,200
BLAST	498,973	590,540	576,359	566,500	591,500
SAFETY VILLAGE	16,829	16,860	18,054	17,600	19,600

BISMARCK PARKS AND RECREATION DISTRICT EXPENSE BUDGET DEVELOPMENT 2026

	2022 Actual	2023 Actual	2024 Actual	2025 Budget	2026 Proposed
RECREATION ACTIVITIES, CONTINUED					
SPECIAL POPULATIONS	43,560	41,028	38,835	41,000	41,000
MISCELLANEOUS YOUTH PROGRAMS	1,260	607	222	4,100	4,100
FOOD SERVICES	19,358	28,199	15,691	10,000	10,000
ARCHERY	1,255	1,418	3,128	6,200	6,200
CURLING	2,500	2,500	2,500	2,500	2,500
KARATE	2,813	3,307	3,545	3,450	4,550
OPEN GYM	24,372	27,558	29,488	27,350	27,350
ARTS PROGRAMMING	11,000	11,000	12,000	13,000	15,000
MISCELLANEOUS PROGRAMMING	-	715	841	-	-
FENCING	2,828	2,931	3,059	3,550	3,550
BIKE RENTAL	24,460	17,381	17,158	23,500	23,500
FLURRY FEST	1,224	1,228	1,469	1,750	1,750
JULY CELEBRATION	818	821	1,328	2,250	2,250
HALLOWEEN PARTY	825	1,263	1,183	1,350	1,350
MISCELLANEOUS SPECIAL EVENTS	2,788	2,581	1,898	3,500	53,500
	2,539,730	2,811,587	2,625,707	2,694,850	2,836,550
DAKOTA ZOO	7,593	9,052	11,006	13,250	12,000
MCDOWELL DAM	276,051	240,957	272,239	424,200	468,550
FORESTRY	247,876	279,110	342,946	529,000	515,200
MUNICIPAL LEASE	1,026,751	1,022,342	1,807,896	1,891,700	1,882,700
SIBLEY PARK	373,351	486,151	390,570	680,700	842,600
CAPITAL RACQUET & FITNESS CENTER	589,947	602,068	583,034	604,350	617,050
HIGH PRAIRIE ARTS & SCIENCE COMPLEX	106,241	105,243	109,000	120,075	121,075
JOANN HETZEL MEMORIAL 4-H BUILDING	90,150	51,359	36,344	96,500	83,500
BURLEIGH COUNTY PARKS	73,608	96,676	98,898	224,800	228,500
CONTINGENCIES	-	-	-	200,000	200,000
AQUATIC/WELLNESS CENTER	1,465,805	1,433,425	1,516,757	1,494,050	1,527,400
TOTAL GENERAL FUND	18,750,392	18,885,783	19,372,913	21,366,800	22,396,900
<u>SPECIAL REVENUE</u>					
SPECIAL ACTIVITIES-TOURNAMENT ACCOUNT	10,117	17,014	1,696	95,500	-
SPECIAL ACTIVITIES - CONCESSIONS	58,723	53,583	75,713	63,000	67,000
SPECIAL ASSESSMENTS	2,980,829	3,058,035	2,608,746	2,405,000	2,311,000
EMERGENCY FUND	-	-	-	50,000	50,000
TOTAL SPECIAL REVENUE	3,049,668	3,128,633	2,686,154	2,613,500	2,428,000
<u>CAPITAL PROJECTS</u>					
CONSTRUCTION, ACQUISITION, RENOVATION	3,739,243	3,367,840	4,309,768	2,556,000	2,666,000
GOVERNMENT CONSTRUCTION	106,900	59,938	100,711	122,000	122,000
PARK IMPROVEMENT	4,733,361	12,502,596	3,699,873	405,000	405,000
MUNICIPAL LEASE	214,310	200,545	201,995	198,400	199,750
TOTAL CAPITAL PROJECTS	8,793,814	16,130,918	8,312,346	3,281,400	3,392,750
TOTAL BUDGET ALL FUNDS	30,593,874	38,145,334	30,371,414	27,261,700	28,217,650

BISMARCK PARKS AND RECREATION DISTRICT

REVENUE BUDGET BY FUND AND REVENUE SOURCE For the 2026 Budget Year

		TAXES	STATE		GENERATED REVENUE			
	Budget	Taxes	State Aid/ Replacement	Association & Management Contracts	Fees & Charges	Interest	Grants & Intergovernmtl	Other
<u>General Fund</u>								
General Operations	13,942,100	8,932,000	4,457,100	231,500	109,000	75,000	125,000	12,500
Municipal Ballpark	50,300	-	-	22,800	27,500	-	-	-
Outdoor Rinks	-	-	-	-	-	-	-	-
General Maintenance	82,000	-	-	-	20,500	-	48,500	13,000
Golf Courses	2,168,900	-	-	-	2,167,400	-	-	1,500
Swimming Pools	277,950	-	-	-	277,950	-	-	-
Arenas	873,600	-	-	-	873,600	-	-	-
Memorial Building	18,000	-	-	-	18,000	-	-	-
Administration	81,000	-	-	80,000	-	-	-	1,000
Adult Sport Activities	474,300	-	-	-	473,800	-	-	500
Youth Sport Activities	269,100	-	-	-	264,500	-	-	4,600
Other Youth Activities	1,185,500	-	-	-	1,184,500	-	-	1,000
Other Youth & Adult Activities	32,000	-	-	-	32,000	-	-	-
Special Events	11,500	-	-	-	8,500	-	-	3,000
Dakota Zoo	12,000	-	-	12,000	-	-	-	-
McDowell Dam	468,550	-	-	444,050	24,500	-	-	-
Forestry	51,500	-	-	-	-	-	50,000	1,500
Municipal Lease	-	-	-	-	-	-	-	-
Sibley Park	402,100	-	-	-	270,100	-	125,000	7,000
Capital Racquet & Fitness Center	408,500	-	-	-	406,500	-	-	2,000
HP Arts & Science	45,200	-	-	-	45,200	-	-	-
J. Hetzel Memorial 4-H Building	120,100	-	-	-	120,100	-	-	-
Burleigh County Parks	228,500	-	-	213,500	15,000	-	-	-
Contingencies	200,000	-	-	-	200,000	-	-	-
Aquatic/Wellness Center	994,200	-	-	515,000	472,750	-	-	6,450
<u>Total General Fund</u>	22,396,900	8,932,000	4,457,100	1,518,850	7,011,400	75,000	348,500	54,050

BISMARCK PARKS AND RECREATION DISTRICT

REVENUE BUDGET BY FUND AND REVENUE SOURCE For the 2026 Budget Year

	TAXES	STATE	GENERATED REVENUE				
			Association & Management Contracts	Fees & Charges	Interest	Grants & Intergovernmtl	Other
Budget	Taxes	State Aid/ Replacement					
<u>Special Revenue Funds</u>							
Tournament Account	-	-	-	-	-	-	-
Concessions	67,000	-	-	67,000	-	-	-
Special Assessments	2,311,000	1,821,000	440,000	-	-	-	50,000
Emergency Fund	50,000	-	-	-	-	50,000	-
Total Special Revenue Funds	2,428,000	1,821,000	440,000	67,000	-	50,000	50,000
<u>Capital Projects Funds</u>							
Construction, Acquisition, Renovation	2,666,000	2,141,000	465,000	-	10,000	-	50,000
Government Construction	122,000	-	-	-	-	122,000	-
Park Improvements	405,000	-	15,000	340,000	-	-	50,000
Municipal Lease	199,750	162,850	36,900	-	-	-	-
Total Capital Projects Funds	3,392,750	2,303,850	501,900	15,000	10,000	122,000	100,000
Total Budget - All Funds	28,217,650	13,056,850	5,399,000	1,533,850	7,418,400	85,000	520,500

**BISMARCK PARKS AND RECREATION DISTRICT
BISMARCK , NORTH DAKOTA**

**EXPENSE BUDGET BY FUND AND EXPENSE FUNCTION
For the 2026 Budget Year**

	Budget	Personnel		Contract	Supplies/			Capital	Capital	Misc.
		Full-Time	Part-Time	Services	Operations	Utilities	Insurance	Equipment	Improvement	Charges
<u>General Fund</u>										
General Operations	1,865,550	23,600	-	642,300	-	-	719,650	339,000	125,000	16,000
Municipal Ballpark	129,300	-	39,500	5,500	32,800	43,500	-	8,000	-	-
Outdoor Rinks	41,000	-	41,000	-	-	-	-	-	-	-
General Maint. - Operations	4,138,275	1,645,100	363,000	218,800	747,500	425,000	685,375	53,500	-	-
Golf Administration	1,032,950	733,200	-	5,500	1,000	-	293,250	-	-	-
Riverwood Golf Course	586,300	-	260,000	26,300	191,500	41,000	-	35,000	-	32,500
Tom O'Leary Golf Course	549,500	-	186,500	12,500	225,000	59,500	-	35,000	-	31,000
Fore Seasons Center	708,500	-	206,000	57,500	184,000	198,000	-	35,000	-	28,000
Facility Administration	658,650	433,700	-	3,000	-	-	221,950	-	-	-
Elks Pool	154,600	-	100,500	300	32,550	18,250	-	2,500	-	500
Hillside Pool	223,950	-	126,000	3,200	57,250	34,500	-	2,500	-	500
Wachter Pool	114,000	-	61,000	-	24,550	25,500	-	2,500	-	450
VFW Sports Center	723,200	-	136,000	32,000	126,200	427,000	-	2,000	-	-
Capital Ice Complex	424,850	-	91,000	11,000	90,250	230,700	-	1,650	-	250
Memorial Building	244,350	52,000	80,000	500	27,300	33,900	49,650	1,000	-	-
Administration	1,466,800	775,800	30,000	168,000	253,500	31,000	204,100	2,000	-	2,400
Recreation Administration	969,300	651,800	5,000	36,500	4,200	4,000	212,800	-	-	55,000
Adult Sport Activities	397,100	-	351,300	9,600	19,700	-	-	3,500	-	13,000
Youth Sport Activities	292,250	-	198,700	33,400	45,850	-	-	-	-	14,300
Other Youth Activities	1,036,400	-	962,300	16,700	49,100	-	-	-	-	8,300
Other Youth & Adult Activities	82,650	-	36,800	30,000	13,850	-	-	-	-	2,000
Special Events	58,850	-	1,450	250	57,150	-	-	-	-	-
Dakota Zoo	12,000	-	-	-	-	-	12,000	-	-	-
McDowell Dam	468,550	64,750	60,500	37,200	49,400	18,000	30,600	130,000	78,000	100
Forestry	515,200	-	-	480,200	35,000	-	-	-	-	-
Municipal Lease	1,882,700	-	-	5,000	-	-	-	-	1,877,700	-
Sibley Park	842,600	100,100	61,000	75,000	60,100	68,500	39,900	50,000	380,000	8,000
Capital Racquet & Fitness Cente	617,050	189,200	135,500	13,000	83,450	85,200	94,700	8,000	-	8,000
HP Arts & Science	121,075	-	-	34,750	31,700	47,500	5,975	1,000	-	150
J. Hetzel Memorial 4-H Building	83,500	-	-	20,000	18,500	25,200	3,000	6,800	10,000	-
Burleigh County Parks	228,500	42,800	2,000	49,000	29,000	5,500	15,200	-	85,000	-
Contingencies	200,000	50,000	20,000	20,000	25,000	20,000	-	20,000	35,000	10,000
Aquatic/Wellness Center	1,527,400	340,800	475,000	28,000	178,850	316,000	169,250	9,500	-	10,000
Total General Fund	22,396,900	5,102,850	4,030,050	2,075,000	2,694,250	2,157,750	2,757,400	748,450	2,590,700	240,450

**BISMARCK PARKS AND RECREATION DISTRICT
BISMARCK , NORTH DAKOTA**

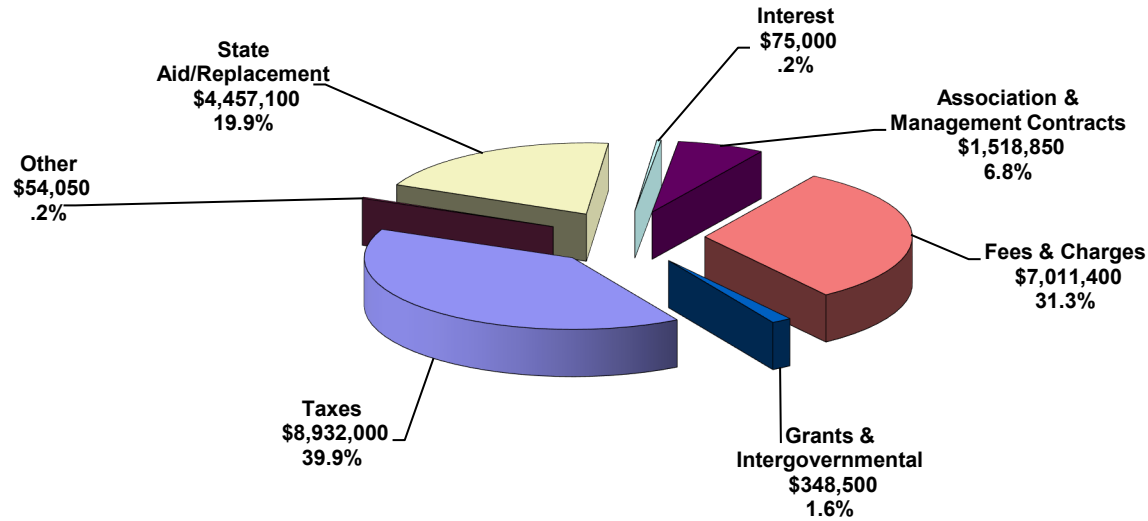
**EXPENSE BUDGET BY FUND AND EXPENSE FUNCTION
For the 2026 Budget Year**

	Budget	Personnel		Contract	Supplies/			Capital	Capital	Misc.
		Full-Time	Part-Time	Services	Operations	Utilities	Insurance	Equipment	Improvement	Charges
<u>Special Revenue Funds</u>										
Tournament Account	-	-	-	-	-	-	-	-	-	-
Concessions	67,000	-	21,000	3,000	41,000	-	-	2,000	-	-
Special Assessments	2,311,000	-	-	110,300	-	-	-	-	2,075,700	125,000
Emergency Fund	50,000	-	-	-	50,000	-	-	-	-	-
Total Special Revenue Funds	2,428,000	-	21,000	113,300	91,000	-	-	2,000	2,075,700	125,000
<u>Capital Projects Funds</u>										
Construction, Acquisition, Renovation	2,666,000	-	-	-	-	-	-	-	2,616,000	50,000
Government Construction	122,000	-	-	10,000	-	-	-	7,000	40,000	65,000
Park Improvements	405,000	-	-	-	-	-	-	358,000	47,000	-
Municipal Lease	199,750	-	-	-	-	-	-	-	199,750	-
Total Capital Projects Funds	3,392,750	-	-	10,000	-	-	-	365,000	2,902,750	115,000
Total Budget - All Funds	28,217,650	5,102,850	4,051,050	2,198,300	2,785,250	2,157,750	2,757,400	1,115,450	7,569,150	480,450

BISMARCK PARKS AND RECREATION DISTRICT 2026 GENERAL FUND SUMMARY

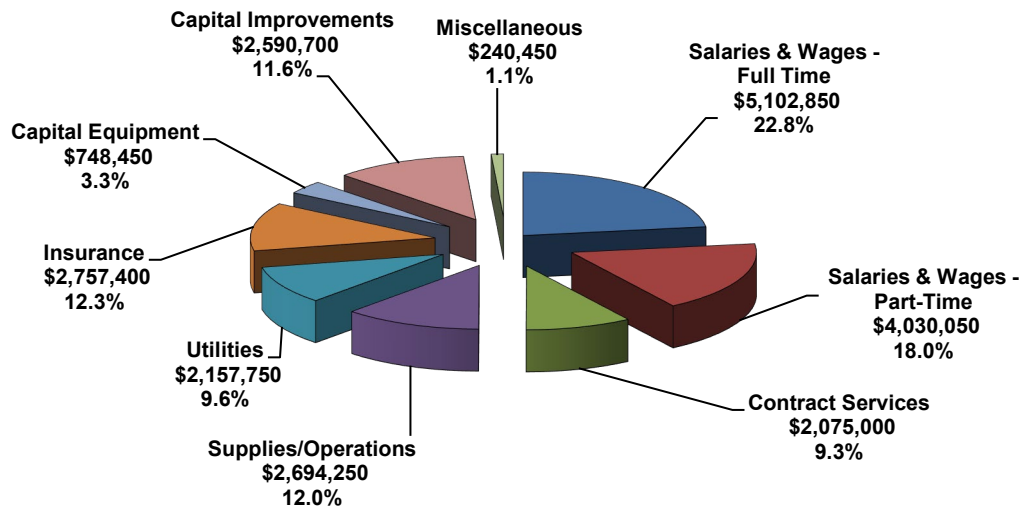
General Fund Revenue

\$22,396,900



General Fund Expenses

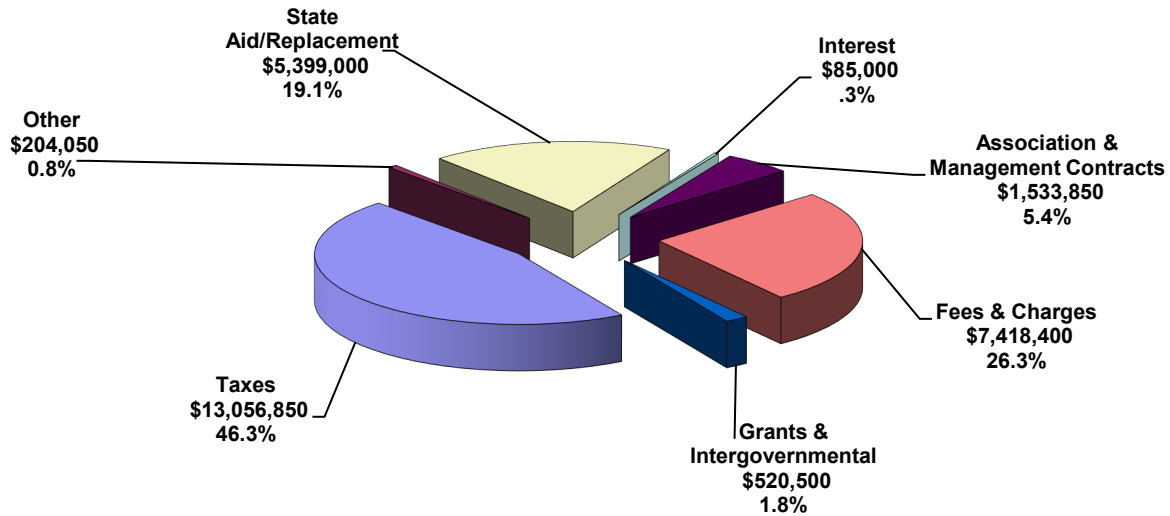
\$22,396,900



BISMARCK PARKS AND RECREATION DISTRICT 2026 ALL FUNDS

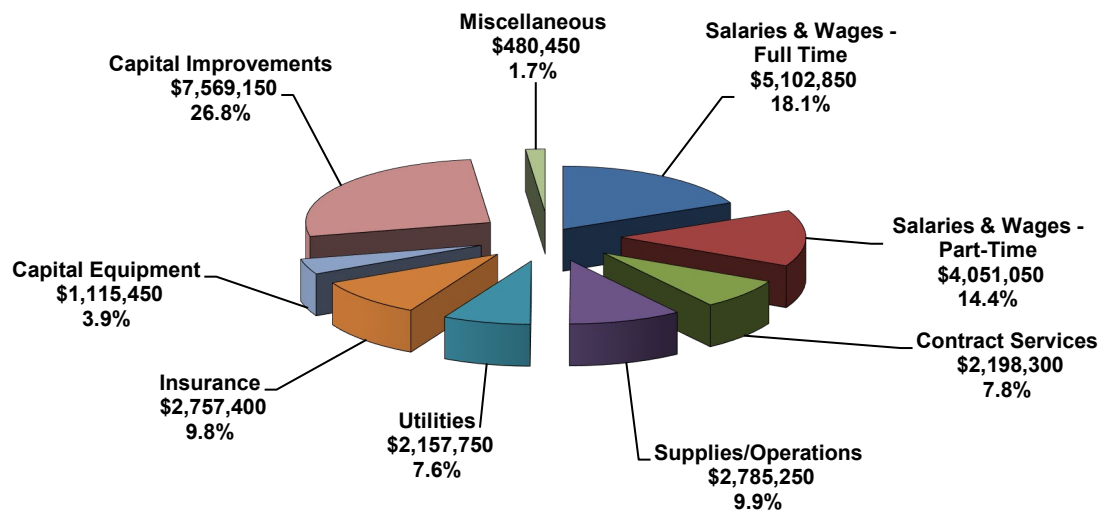
Revenue - All Funds

\$28,217,650



Expenses - All Funds

\$28,217,650



BISMARCK PARKS AND RECREATION DISTRICT 2026 FEES - PROPOSED

Golf Courses

<u>Season Tickets</u>	<u>Riverwood</u>			<u>Tom O'Leary</u>			<u>Pebble Creek</u>		
	<u>2024</u>	<u>2025</u>	<u>2026</u>	<u>2024</u>	<u>2025</u>	<u>2026</u>	<u>2024</u>	<u>2025</u>	<u>2026</u>
Household/Family	\$1,850.00	\$1,850.00	\$1,900.00	\$1,675.00	\$1,675.00	\$1,725.00	\$1,350.00	\$1,350.00	\$1,390.00
Adult (23 & over)	\$850.00	\$850.00	\$875.00	\$740.00	\$740.00	\$760.00	\$560.00	\$560.00	\$575.00
Intermediate (18-22)	\$380.00	\$380.00	\$390.00	\$320.00	\$320.00	\$330.00	\$220.00	\$220.00	\$225.00
Senior (65 & over)	\$660.00	\$660.00	\$680.00	\$620.00	\$620.00	\$640.00	\$435.00	\$435.00	\$450.00
Junior (17 & under)	\$210.00	\$210.00	\$215.00	\$200.00	\$200.00	\$205.00	\$125.00	\$125.00	\$130.00

<u>Season Ticket - RW, TO & PC (approx. 25% discount)</u>	<u>2024</u>	<u>2025</u>	<u>2026</u>
Household/Family	\$2,650.00	\$2,650.00	\$2,730.00
Adult (23 & over)	\$1,350.00	\$1,350.00	\$1,390.00
Intermediate (18-22)	\$575.00	\$575.00	\$590.00
Senior (65 & over)	\$1,000.00	\$1,000.00	\$1,030.00
Junior (17 & under)	\$275.00	\$275.00	\$285.00

<u>Green Fee Package</u>	<u>2024</u>	<u>2025</u>	<u>2026</u>
Riverwood Only - 18 holes	\$380.00 (12 rds/pkg)	\$400.00 (12 rds/pkg)	\$400.00 (12 rds/pkg)
Riverwood Only - 18 holes - Senior	\$280.00 (12 rds/pkg)	\$300.00 (12 rds/pkg)	\$300.00 (12 rds/pkg)
Tom O'Leary Only - 18 holes	\$300.00 (12 rds/pkg)	\$320.00 (12 rds/pkg)	\$320.00 (12 rds/pkg)
Tom O'Leary Only-18 holes-Senior	\$240.00 (12 rds/pkg)	\$250.00 (12 rds/pkg)	\$250.00 (12 rds/pkg)
Riverwood Only - 9 holes	\$280.00 (12 rds/pkg)	\$300.00 (12 rds/pkg)	\$300.00 (12 rds/pkg)
Riverwood Only - 9 holes-Senior	\$220.00 (12 rds/pkg)	\$230.00 (12 rds/pkg)	\$230.00 (12 rds/pkg)
Tom O'Leary Only - 9 holes	\$210.00 (12 rds/pkg)	\$220.00 (12 rds/pkg)	\$220.00 (12 rds/pkg)
Tom O'Leary Only - 9 holes-Senior	\$180.00 (12 rds/pkg)	\$190.00 (12 rds/pkg)	\$190.00 (12 rds/pkg)
Pebble Creek Only - 9 holes	\$190.00 (12 rds/pkg)	\$200.00 (12 rds/pkg)	\$200.00 (12 rds/pkg)
Pebble Creek Only - 9 holes-Senior	\$170.00 (12 rds/pkg)	\$180.00 (12 rds/pkg)	\$180.00 (12 rds/pkg)
Pebble Creek Only - 18 holes	\$250.00 (12 rds/pkg)	\$260.00 (12 rds/pkg)	\$260.00 (12 rds/pkg)
Pebble Creek Only-18 holes-Senior	\$230.00 (12 rds/pkg)	\$240.00 (12 rds/pkg)	\$240.00 (12 rds/pkg)

<u>Green Fees</u>	<u>Riverwood</u>			<u>Tom O'Leary</u>			<u>Pebble Creek</u>		
	<u>2024</u>	<u>2025</u>	<u>2026</u>	<u>2024</u>	<u>2025</u>	<u>2026</u>	<u>2024</u>	<u>2025</u>	<u>2026</u>
18 Hole	\$38.00	\$40.00	\$40.00	\$30.00	\$32.00	\$32.00	\$25.00	\$26.00	\$26.00
9 Hole	\$28.00	\$30.00	\$30.00	\$21.00	\$22.00	\$22.00	\$19.00	\$20.00	\$20.00
Seniors (65+)-18 Holes	\$28.00	\$30.00	\$30.00	\$24.00	\$25.00	\$25.00	\$23.00	\$24.00	\$24.00
Seniors (65+)-9 Holes	\$22.00	\$23.00	\$23.00	\$18.00	\$19.00	\$19.00	\$17.00	\$18.00	\$18.00
Juniors (17 & under)	\$15.00	\$15.00	\$15.00	\$14.00	\$14.00	\$14.00	\$10.00	\$10.00	\$10.00

<u>Golfing with Youth</u>	<u>Riverwood</u>			<u>Tom O'Leary</u>			<u>Pebble Creek</u>		
	<u>2024</u>	<u>2025</u>	<u>2026</u>	<u>2024</u>	<u>2025</u>	<u>2026</u>	<u>2024</u>	<u>2025</u>	<u>2026</u>
Green Fee & Cart	\$30.00	\$30.00	\$32.00	\$28.00	\$28.00	\$30.00	\$25.00	\$25.00	\$27.00

<u>Corporate Sponsorship - Riverwood</u>	<u>2024</u>	<u>2025</u>	<u>2026</u>
	\$6,500.00	\$6,500.00	\$7,000.00

	<u>One Course</u>			<u>Two Courses</u>			<u>Three Courses</u>		
	<u>2024</u>	<u>2025</u>	<u>2026</u>	<u>2024</u>	<u>2025</u>	<u>2026</u>	<u>2024</u>	<u>2025</u>	<u>2026</u>
Tee Box Signs	\$ 350.00	\$ 400.00	\$ 400.00	\$ 475.00	\$ 525.00	\$ 525.00	\$ 600.00	\$ 650.00	\$ 650.00

<u>Golf Cart Rental</u>	<u>Riverwood</u>			<u>Tom O'Leary</u>			<u>Pebble Creek</u>		
(per seat)	<u>2024</u>	<u>2025</u>	<u>2026</u>	<u>2024</u>	<u>2025</u>	<u>2026</u>	<u>2024</u>	<u>2025</u>	<u>2026</u>
18 Hole	\$24.00	\$24.00	\$26.00	\$24.00	\$24.00	\$26.00	\$24.00	\$24.00	\$26.00
9 Hole	\$12.00	\$12.00	\$13.00	\$12.00	\$12.00	\$13.00	\$12.00	\$12.00	\$13.00
Single	\$700.00	\$700.00	\$760.00	\$700.00	\$700.00	\$760.00	\$700.00	\$700.00	\$760.00
Three Courses	\$1,200.00	\$1,200.00	\$1,300.00	\$1,200.00	\$1,200.00	\$1,300.00	\$1,200.00	\$1,200.00	\$1,300.00

**All prices above include applicable sales tax*

Golf Courses, continued

Private Cart Trail Fee	Riverwood			Tom O'Leary			Pebble Creek		
	2024	2025	2026	2024	2025	2026	2024	2025	2026
18 Hole	\$24.00	\$24.00	\$26.00	\$24.00	\$24.00	\$26.00	\$24.00	\$24.00	\$26.00
9 Hole	\$12.00	\$12.00	\$13.00	\$12.00	\$12.00	\$13.00	\$12.00	\$12.00	\$13.00
Golf Cart Packages	2024	2025		2026					
18 Hole	\$240.00 (12 seats/pkg)	\$240.00 (12 seats/pkg)		\$260.00 (12 seats/pkg)					
9 Hole	\$120.00 (12 seats/pkg)	\$120.00 (12 seats/pkg)		\$130.00 (12 seats/pkg)					
Driving Range - Fore Seasons and Riverwood									
Buckets of Balls:		2024		2025		2026			
Small		\$6.00		\$6.00		\$7.00			
Large		\$12.00		\$12.00		\$13.00			
Coupon Booklet-Large (12 per book)		\$120.00		\$120.00		\$130.00			

Fore Seasons Center

	2024	2025	2026
Batting Cage:			
	\$18.00 /30minutes	\$18.00 /30minutes	\$18.00 /30minutes
	\$34.00 /60minutes	\$34.00 /60minutes	\$34.00 /60minutes
Batting Cage Coupon Book (12 for 30 min.)	\$180.00 (12 coupons)	\$180.00 (12 coupons)	\$180.00 (12 coupons)
Batting Cage Coupon Book (12 for 60 min.)	\$340.00 (12 coupons)	\$340.00 (12 coupons)	\$340.00 (12 coupons)
Terrific Turf Time			
Individual	\$4.00	\$4.00	\$4.00
Family	\$12.00	\$12.00	\$12.00
Driving Range Party	\$175.00	\$175.00	\$175.00
Batting Cage Party	\$135.00	\$135.00	\$135.00
Private Party	\$325.00 /hour	\$325.00 /hour	\$325.00 /hour
Putting League (1 day/week for 10 weeks):	\$ 30.00 /10 weeks	\$ 30.00 /10 weeks	\$ 32.00 /10 weeks
Rentals:	2024		
	One Field	Two Fields	Three Fields
1-10 hours	\$ 80.00 /hour	\$ 160.00 /hour	\$ 210.00 /hour
11-24 hours	\$ 75.00 /hour	\$ 150.00 /hour	\$ 200.00 /hour
25-49 hours	\$ 70.00 /hour	\$ 140.00 /hour	\$ 180.00 /hour
50+ hours	\$ 65.00 /hour	\$ 130.00 /hour	\$ 170.00 /hour
	2025		
	One Field	Two Fields	Three Fields
	\$ 80.00 /hour	\$ 160.00 /hour	\$ 210.00 /hour
	2026		
	One Field	Two Fields	Three Fields
	\$ 100.00 /hour	\$ 160.00 /hour	\$ 210.00 /hour
TopTracer			
Range Rental:	2024	2025	2026
(per bay - up to 4 players)	\$ 15.00 /30 minutes	\$ 15.00 /30 minutes	\$ 20.00 /30 minutes
	\$ 30.00 /60 minutes	\$ 30.00 /60 minutes	\$ 40.00 /60 minutes
Range League (10 weeks - per bay per week)	\$ 45.00 /week	\$ 45.00 /week	\$ 50.00 /week
Corporate Sponsorships:	\$ 3,000.00 /year	\$ 3,000.00 /year	\$ 3,000.00 /year

Sheila Schafer Junior Links

Adult Fees:	2025	2026	
Junior Links & Practice Area	\$ 100.00	\$ 100.00	/season
Junior Links	\$ 75.00	\$ 75.00	/season
Practice Area	\$ 50.00	\$ 50.00	/season
Junior Links	\$ 5.00	\$ 5.00	/day
Practice Area	\$ 5.00	\$ 5.00	/day

*All prices above include applicable sales tax

All Golf Courses - Middle & High School Golf

	2026	
High School	\$ 2,000.00	/team
Middle School	\$ 750.00	/team
Tournament fee	\$ 15.00	/player
Tournament bucket of balls	\$ 6.00	/bucket per player

Athletic Field/Court Maintenance

July 17, 2025

Athletic Field/Court Maintenance**2024****2025****2026****Baseball:****Baseball Camp**

n/a

n/a

\$50/hour

Bismarck Youth Baseball

\$7.00/player

\$7.00/player

\$8.00/player

Diamond use under lights

\$30.00/time

\$30.00/time

\$35.00/time**Field Preparation Fees**

\$35/game preparation

\$35/game preparation

\$38/game preparation

Youth Tournament - 1 day

\$15.00/team

\$15.00/team

\$16.00/team

Youth Tournament - 2 days

\$18.00/team

\$18.00/team

\$19.00/team

Youth Tournament - 3 days

n/a

\$23.00/team

\$24.00/team**Basketball:**

Adult Leagues

\$5.00/player

\$5.00/player

\$5.00/player

Football:**Youth Football League**

\$6.00/player

\$6.00/player

\$7.00/player**Lacrosse:**

Youth Lacrosse

\$6.00/player

\$6.00/player

\$7.00/player

Tournaments - 1 day

\$8.00/team

\$8.00/team

\$9.00/team

Tournaments - 2 days

\$12.00/team

\$12.00/team

\$13.00/team

Tournaments - 3 days

\$13.50/team

\$13.50/team

\$15.00/team**Pickleball:**

Court - Adult League

\$8.00/person

\$8.00/person

\$8.00/person

Court - Youth League

\$4.00/person

\$4.00/person

\$4.00/person

Court - Adult Tournament

\$4.00/person

\$4.00/person

\$4.00/person

Court - Youth Tournament

\$2.00/person

\$2.00/person

\$2.00/person

Tournament Entry Fee - 1st Event

\$20/1st event

\$20/1st event

\$20/1st event

Tournament Entry Fee - 2nd Event

\$10/2nd event

\$10/2nd event

\$10/2nd event

Soccer:

Bismarck Adult Soccer

\$6.00/player

\$6.00/player

\$7.00/player

Bismarck Middle School Soccer

\$6.00/player

\$6.00/player

\$7.00/player

Bismarck Youth Soccer

\$6.00/player

\$6.00/player

\$7.00/player

High School Soccer

\$6.00/player

\$6.00/player

\$7.00/player

Tournaments - 1 day

\$8.00/team

\$8.00/team

\$9.00/team

Tournaments - 2 days

\$12.00/team

\$12.00/team

\$13.00/team

Tournaments - 3 days

\$13.50/team

\$13.50/team

\$15.00/team**Softball:**

Adult Softball Leagues

\$12.00/player

\$12.00/player

\$13.00/player

Diamond use under lights

\$30.00/time

\$30.00/time

\$35.00/time**Field Preparation Fees**

\$35/game preparation

\$35/game preparation

\$38/game preparation**Softball Camp**

n/a

n/a

\$50/hour

Youth Girls Fast Pitch

\$6.00/player

\$6.00/player

\$7.00/player

Youth & Adult Softball Tournament - 1 day

\$8.00/team

\$8.00/team

\$9.00/team

Youth & Adult Softball Tournament - 2 days

\$12.00/team

\$12.00/team

\$13.00/team

Youth & Adult Softball Tournament - 3 days

n/a

\$18.00/team

\$19.00/team**Tennis:**

Court - Adult League

\$8.00/person

\$8.00/person

\$8.00/person

Court - Youth League

\$4.00/person

\$4.00/person

\$4.00/person

Court - Adult Tournament

\$4.00/person

\$4.00/person

\$4.00/person

Court - Youth Tournament

\$2.00/person

\$2.00/person

\$2.00/person

Volleyball:

Adult Volleyball Leagues

\$5.00/player

\$5.00/player

\$5.00/player

Sand Volleyball Tournaments

\$20.00/court/day

\$20.00/court/day

\$20.00/court/day

Miscellaneous:

Horse Arena Tilling

\$20/till

\$20/till

\$25/till**VFW Sports Center & Capital Ice Complex****Rentals****2024****2025****2026**

Private Ice Rental

\$100/hour

\$120/hour

\$120/hour

Off Ice Rental (Hockey Rink)

\$600.00/day

\$600.00/day

\$600.00/day

Off Ice Rental (Hockey & Curling Rinks)

\$800.00/day

\$800.00/day

\$800.00/day

Weekly Ice Rental

\$6,500/week

\$6,500/week

\$6,500/week

(a week must be 5 consecutive days)

Curling Rink

\$500.00/day

\$500.00/day

\$500.00/day

Public Ice Skating - Individual

\$2.00/person

\$5.00/person

\$5.00/person

Public Ice Skating - Family

\$5.00/family

\$10.00/family

\$10.00/family

Adult Hockey

\$140.00/session

\$120.00/session

delete

Adult Hockey 1-hr.

\$85.00/hr.

\$100.00/hr.

delete

Building rent: commercial non-ice event

\$1,200/day

\$1,200/day

\$1,200/day

Building rent: non-ice event

\$50/hour

\$50/hour

\$50/hour

Meeting Room Rental-VFW

\$30.00

\$40/hour

\$40/hour

Dumelands Commercial Real Estate Room-VFW:

Celly Room A

\$40/hour

\$40/hour

\$40/hour

Celly Room B

\$40/hour

\$40/hour

\$40/hour

Celly Rooms A & B (retractable wall)

\$70/hour

\$70/hour

\$70/hour

Mezzanine - Capital Ice Complex:

Kirkwood Bank Room A & B

\$40/hour

\$40/hour

\$40/hour

Kirkwood Bank Room C (projector/screen)

\$50/hour

\$50/hour

\$50/hour

Kirkwood Bank Room A & B & C

\$60/hour

\$75/hour

\$75/hour

Birthday Party 1 hr Ice/1 hr Meeting Room

\$125.0

\$150.00

\$150.00

VFW Sports Center & Capital Ice Complex, continued				July 17, 2025
Birthday Party 1.5 hr Ice/1 hr Meeting Room	\$175.00	\$200.00	\$200.00	
Birthday Party 1 hr dry floor/1 hr Mtg Room	n/a	\$80.00	\$80.00	
Skate Rental	\$3.00/session	\$5.00/session	\$5.00/session	
Skate Sharpening	\$5.00	\$7.00	\$7.00	
Dryland Training Room-Individual Rental	\$30/hour	\$30/hour	\$30/hour	
Shooting Room-Individual Rental	\$7.00/15 minutes	\$7.00/15 minutes	\$7.00/15 minutes	
Shooting Room-Individual Rental	\$13.00/30 minutes	\$13.00/30 minutes	\$13.00/30 minutes	

Recreation Programs			
----------------------------	--	--	--

Programs	2024	2025	2026
Activity Centers	\$525.00/child	\$600.00/child	\$625.00/child
Activity Center Junior Leader	\$75/person	\$100/person	\$100/person
Archery - Youth/Adult	\$65.00/person	\$65.00/person	\$65.00/person
Archery - Indoor (8 weeks)	\$50.00	\$50.00	\$50.00
Archery - (6 weeks)	\$40.00	\$40.00	\$40.00
Art Classes	\$30.00/person	\$30.00/person	\$30.00/person
Bowhunting 101 (8 weeks)	\$50.00	\$50.00	\$50.00
Baseball/Softball-Youth (12 and Under)	\$65.00/player	\$65.00/player	\$70.00/player
Basketball-Adults: Player Fees	\$115.00/player	\$95.00/player	\$95.00/player
Sponsor Fee	\$170.00/team	\$170.00/team	\$170.00/team
Basketball-Youth 5th Grade	\$80.00/player	\$85.00/player	\$85.00/player
Basketball - 3rd & 4th Grade	\$70.00/player	\$75.00/player	\$75.00/player
Basketball-Youth (Summer)	\$65.00/player	\$70.00/player	\$70.00/player
BLAST	\$140.00/student/month	\$150.00/student/month	\$150.00/student/month
BLAST Day Camps (school holidays)	\$25.00/day or \$60/3 days	\$25.00/day	\$25.00/day
Cross Country-Elementary	FREE	FREE	FREE
Cross Country-Summer	\$25.00/person	\$25.00/person	\$25.00/person
Cross Country Ski Rental - Riverwood - Adult	\$12.00	\$12.00	\$13.00
- Youth	\$7.00	\$7.00	\$8.00
Cross Country Ski Rental- Off-Site - Adult	\$18.00	\$18.00	\$19.00
- Youth	\$12.00	\$12.00	\$13.00
Cross Country Trail Fee	n/a	n/a	\$2.00
Disc Golf	\$65.00	\$65.00	\$65.00
Fencing	\$40.00/month	\$40.00/month	\$40.00/month
	\$175.00 for 5 months	\$175.00 for 5 months	\$175.00 for 5 months
Flag Football	\$60.00/person	\$60.00/person	\$60.00/person
Golf Lessons (ages 5-6)	\$40/person	\$40/person	\$45/person
Jr. Golf Lessons - Red level	\$50/person	\$50/person	\$55/person
Jr. Golf Lessons - White level	\$65/person	\$65/person	\$70/person
Jr. Golf Lessons - Blue level	\$125/person	\$125/person	\$135/person
Halloween Party	\$1.00/child	\$1.00/child	\$1.00/child
Karate	\$40.00/month	\$40.00/month	\$40.00/month
Karate	\$175.00 for 5 months	\$175.00 for 5 months	\$175.00 for 5 months
Safety Village	\$60.00/person	\$65.00/person	\$65.00/person
Snow Shoe Rental at Riverwood-Adult	\$10.00	\$10.00	\$10.00
-Youth	\$5.00	\$5.00	\$5.00
Soccer-Youth	\$65.00/player	\$65.00/player	\$70.00/player
Softball-Coed	\$150.00 sponsor fee	\$150.00 sponsor fee	\$150.00 sponsor fee
	\$45.00/player-min. of 13	\$45.00/player-min. of 13	\$50.00/player-min. of 13
Special Populations Classes:			
Triple Star Day Camp	\$150.00/person	\$150.00/person	\$150.00/person
Tennis Lessons-Outdoors			
Tiny Tots	\$30.00/session	\$30.00/session	\$30.00/session
Netters	\$40.00/session	\$40.00/session	\$40.00/session
8 and Under	\$40.00/session	\$40.00/session	\$40.00/session
10 and Under	\$40.00/session	\$40.00/session	\$40.00/session
12 and Under	\$45.00/session	\$45.00/session	\$45.00/session
Aces	\$45.00/session	\$45.00/session	\$45.00/session
JV and Varsity	\$45.00/session	\$45.00/session	\$45.00/session
Track-Elementary	Free	Free	Free
Volleyball-Adult (2 seasons):			
Sponsor Fee (1 season)	\$100.00/team	\$100.00/team	\$100.00/team
Sponsor Fee - Fall/Winter (2 seasons)	\$150.00/team	\$150.00/team	\$150.00/team
Player Fee	\$45.00/player/season	\$45.00/player/season	\$50.00/player/season
Volleyball-Sand:			
Sponsor Fee	\$125.00/team	\$125.00/team	\$125.00/team
Player Fee	\$45.00/player/season	\$45.00/player/season	\$50.00/player/season
Volleyball-Youth 5th Grade	\$70.00/player	\$80.00/player	\$85.00/player (Dec 2025)
Volleyball - 3rd & 4th Grade	\$60.00/player	\$70.00/player	\$75.00/player (Dec 2025)
Volleyball-Youth (Summer)	\$65.00/player	\$70.00/player	\$70.00/player
Volleyball League-High School	\$35.00/player	\$40.00/player	\$40.00/player

*\$10.00 late registration fee for the following youth activities: volleyball, flag football, basketball, baseball/softball, soccer, and activity centers

*\$10.00 late registration fee for the following adult activity: basketball

World War Memorial Building			
July 17, 2025			
Rentals	2024	2025	2026
Lower Level Gym	\$40.00/court	\$40.00/court	\$40.00/court
Main Level Gym	\$40.00/court	\$40.00/court	\$40.00/court
Racquetball	\$8.00/court/hour	\$8.00/court/hour	\$8.00/court/hour
Racquetball Lunch Special M-F 11 am-2 pm	\$5.00/court/hour	\$5.00/court/hour	\$5.00/court/hour
Racquetball Wednesday Special (All day)	n/a	\$5.00/court/hour	\$5.00/court/hour
Racquetball Coupon Package	\$80.00/12 coupons	\$80.00/12 coupons	\$80.00/12 coupons
Fitness Room	\$40.00/hour	\$40.00/hour	\$40.00/hour
Craft Room/Table Tennis Room	\$25.00/hour	\$25.00/hour	\$25.00/hour
Table Tennis Paddles and Balls	No Charge	No Charge	No Charge
Open Gym	No Charge	No Charge	No Charge
Upper Gym All Day Rental	\$700.00	\$700.00	\$700.00
Lower Gym All Day Rental	\$400.00	\$400.00	\$400.00
Sunday Night Volleyball and Basketball	\$30.00/court/hour	\$30.00/court/hour	\$30.00/court/hour
Gym Rental (3 Courts)	\$850.00/day	\$850.00/day	\$850.00/day
Birthday Party Rental (Lower Gym-1 hr & Room-2 hr)	\$60.00/party	\$60.00/party	\$60.00/party
Community Room	\$50.00/hour	\$40.00/hour	\$40.00/hour
Dressing Room Rental	\$65/day	\$65/day	\$65/day
McDowell Dam			
	2024	2025	2026
Paddleboats	\$10.00/hour	\$10.00/hour	\$10.00/hour
	\$6.00/.5 hour	\$6.00/.5 hour	\$6.00/.5 hour
	\$14.00/1.5 hours	\$14.00/1.5 hours	\$14.00/1.5 hours
Canoes	\$10.00/hour	\$10.00/hour	\$10.00/hour
	\$6.00/.5 hour	\$6.00/.5 hour	\$6.00/.5 hour
	\$14.00/1.5 hours	\$14.00/1.5 hours	\$14.00/1.5 hours
Kayaks & Paddle Boards	\$10.00/hour	\$10.00/hour	\$10.00/hour
	\$6.00/.5 hour	\$6.00/.5 hour	\$6.00/.5 hour
	\$14.00/1.5 hours	\$14.00/1.5 hours	\$14.00/1.5 hours
General Sibley Park			
Camping	2024	2025	2026
Tents	\$14.00	\$14.00	\$14.00
RVs	\$27.00	\$27.00	\$27.00
Eagles Park			
	2024	2025	2026
Camping Unit - Per Night	\$12.00	\$12.00	\$12.00
Camping Unit (50amp) - Per Night	\$20.00	\$20.00	\$20.00
Camping Unit - Entire Park - 1 day	\$300.00	\$300.00	\$300.00
Camping Unit - Entire Park - 2 days	\$500.00	\$500.00	\$500.00
Camping Unit - Entire Park - 3 days	\$600.00	\$600.00	\$600.00
<i>* A camping unit is a powered vehicle, motor home, camping bus, pull-type camper, tent, or any other device designed for sleeping</i>			
All Parks			
Alcohol Permits	2024	2025	2026
One person per calendar year	\$10.00	\$10.00	\$15.00
Group/Event (unlimited # of people, specific date)	\$25.00	\$25.00	\$30.00
Team Rate/Season	\$30.00	\$30.00	\$30.00
Shelter Reservations (Includes Sertoma Shelter #10)			
Half Day w/ Electricity	\$40.00	\$40.00	\$45.00
Whole Day w/ Electricity	\$70.00	\$70.00	\$75.00
Hillside Community Room			
Half Day	\$225.00	\$225.00	\$225.00
Whole Day	\$275.00	\$275.00	\$275.00
For Profit - Half Day	\$450.00	\$450.00	\$450.00
For Profit - Whole Day	\$550.00	\$550.00	\$550.00
Sleepy Hollow Park			
Sleepy Hollow Shelter - Half Day	\$70.00	\$70.00	\$70.00
Sleepy Hollow Shelter - Whole Day	\$90.00	\$90.00	\$90.00
Sleepy Hollow Stage or Gazebo - Whole Day	\$150.00	\$150.00	\$150.00
Sleepy Hollow Dressing Room	\$40.00	\$40.00	\$40.00
Jaycee Leadership Hall, Sertoma Club Community Center, Farwest Rotary Community Center, Lions Community Center			
Half Day	\$100.00	\$100.00	\$100.00
Whole Day	\$150.00	\$150.00	\$150.00
For Profit - Half Day	\$200.00	\$200.00	\$200.00
For Profit - Whole Day	\$300.00	\$300.00	\$300.00
Custer Stage & Sibley Amphitheater/Stage			
Half Day	\$35.00	\$35.00	\$35.00
Whole Day	\$50.00	\$50.00	\$50.00
For Profit - Half Day	\$65.00	\$65.00	\$65.00
For Profit - Whole Day	\$110.00	\$110.00	\$110.00

All Parks, continued				Budget as Introduced July 17, 2025
<u>Equipment Rental</u>				
Picnic Tables	\$25.00/table/day	\$25.00/table/day	\$25.00/table/day	
Bleachers (3 rows)	\$65/bleacher/day	\$200/bleacher/day	\$200/bleacher/day	
Bleachers, portable	\$750/day	\$750/day	\$750/day	
Garbage Cans	\$10.00/can/day	\$10.00/can/day	\$10.00/can/day	
Picnic Equipment Rental	\$50 refunded deposit plus \$20.00 use fee	\$50 refunded deposit plus \$20.00 use fee	\$50 refunded deposit plus \$20.00 use fee	
Portable Sound System	\$50.00/unit/day	\$50.00/unit/day	\$75.00/unit/day	
Jaguar Timing System	\$300.00/event	\$300.00/event	delete	
Jaguar Timing System Staffing	\$25.00/hour	\$25.00/hour	delete	
Hand Held Timers	\$15.00/unit	\$15.00/unit	\$15.00/unit	
Classic Bikes	\$5.00 & \$.02/minute	\$5.00 & \$.02/minute	\$5.00 & \$.02/minute	
E-Bikes	\$10.00 & \$.04/minute	\$10.00 & \$.04/minute	\$10.00 & \$.04/minute	
Classic Bike, Sponsorship	\$250/bike	\$250/bike	\$250/bike	
E-Bike, Sponsorship	\$500/bike	\$500/bike	\$500/bike	
Outdoor Swimming Pools				

	<u>2024</u>	<u>2025</u>	<u>2026</u>
<u>Daily and Season Fees</u>			
Season Pass (All Pools - All Ages)	\$100.00/person	\$100.00/person	\$100.00/person
Season Pass with Waterslide (Hillside Only)	\$130.00/person	\$130.00/person	\$130.00/person
Daily Swim Fee (all ages)	\$5.00/session	\$5.00/session	\$5.00/session
Daily Swim Fee with Waterslide at Hillside	\$6.00/person	\$6.00/person	\$6.00/person
Coupon Book w/out HS Waterslide (12 tickets)	\$50.00/book	\$50.00/book	\$50.00/book
Coupon Book with HS Waterslide (12 tickets)	\$60.00/book	\$60.00/book	\$60.00/book
<u>Swimming Lessons (all ages)</u>	\$45.00/session	\$45.00/session	\$45.00/session
<u>Rentals - Hillside, Elks, and Wachter - after hours</u>			
Pool Rental:			
Hillside	\$325.00/hour	\$325.00/hour	\$325.00/hour
Elks	\$275.00/hour	\$275.00/hour	\$275.00/hour
Wachter	\$225.00/hour	\$225.00/hour	\$225.00/hour
Party Room Rental at Elks	\$125.00/session	\$125.00/session	\$125.00/session
During Swim Hours, includes free admission to water facility for up to 10 people			
Regular admission fees of \$5.00 per person for more than 10 attending			
Party Room Rental at Hillside with Slide	\$135.00/session	\$135.00/session	\$135.00/session
During Swim Hours, includes free admission to water facility for up to 10 people			
Regular admission fees of \$6.00 per person for more than 10 attending			

High Prairie Arts & Science Complex			
	<u>2024</u>	<u>2025</u>	<u>2026</u>
Community Room/Kitchen			
One to Five Hours	\$50.00/hour	\$50.00/hour	\$50.00/hour
Six Hours and Above (Minimum Fee = \$50.00)	\$275.00 daily fee	\$275.00 daily fee	\$275.00 daily fee
Long Term Rental <i>Six consecutive months/meetings or longer</i>	\$45.00/hour	\$45.00/hour	\$45.00/hour
Imagination Theatre - Large Theatre			
One to Five Hours	\$50.00/hour	\$50.00/hour	\$50.00/hour
Six Hours and Above (Minimum Fee = \$50.00)	\$275.00 daily	\$275.00 daily	\$275.00 daily
Allegro Rehearsal Hall - Small Theater			
One to Five Hours	\$50.00/hour	\$50.00/hour	\$50.00/hour
Six Hours and Above (Minimum Fee = \$50.00)	\$275.00 daily	\$275.00 daily	\$275.00 daily
All Facility Rental - Use one or both theaters and Community Room for one day (≥ 6 hours)	\$450.00/day	\$450.00/day	\$450.00/day
All Facility Rental - use of one or both theaters and Community Room < 1/2 day (< 6 hours)	\$275.00	\$275.00	\$275.00

Joann Hetzel Memorial 4-H Building - Arena			
One Day Rental, includes tables/chairs:	<u>2024</u>	<u>2025</u>	<u>2026</u>
Daily - No alcohol	\$700.00	\$700.00	\$800.00
Daily - With alcohol	\$900.00	\$900.00	\$1,000.00
For-profit - No alcohol	\$1,200.00	\$1,200.00	\$1,350.00
For-profit - With alcohol	\$1,600.00	\$1,600.00	\$1,750.00
Refundable deposit due at contract signing for all rentals	\$1,000.00	\$1,000.00	\$1,000.00

*Rates for rentals with a duration of more than five consecutive days are negotiable.

BSC Aquatic and Wellness Center and Capital Racquet and Fitness Center

Membership Packages
Rates effective October 1, 2025

Monthly Fees for Membership Package

		<u>2024</u>	<u>2025</u>	<u>2026</u>
Family/Household	Annual	\$63.00	\$63.00	\$63.00
	Six Month	\$78.00	\$78.00	\$78.00
Adult	Annual	\$42.00	\$42.00	\$42.00
	Six Month	\$52.00	\$52.00	\$52.00
Student	Annual	\$32.00	\$32.00	\$32.00
	Six Month	\$40.00	\$40.00	\$40.00
	Semester Fee	\$95.00/semester	\$95.00/semester	\$95.00/semester
	Summer Fee	\$65.00/summer	\$65.00/summer	\$65.00/summer
Senior	Annual	\$32.00	\$32.00	\$32.00
	Six Month	\$40.00	\$40.00	\$40.00
Senior Household (2 adults, both 65 and older)				
	Annual	\$47.00	\$47.00	\$47.00
	Six Month	\$58.00	\$58.00	\$58.00
Youth - 12 years of age and younger (Swimming Only)				
	Annual	\$17.00	\$17.00	\$17.00
	Six Month	\$21.00	\$21.00	\$21.00
Youth with Doctor's Rec. (for 1-3 mo. membership)		Free	Free	Free
BSC Student-CRFC Add On		\$30.00	\$30.00	\$30.00

Monthly Fees for Tennis Membership Package

		<u>2024</u>	<u>2025</u>	<u>2026</u>
Family/Household	Annual	\$130.00	\$130.00	\$130.00
	Six Month	\$155.00	\$155.00	\$155.00
Adult	Annual	\$86.00	\$86.00	\$86.00
	Six Month	\$103.00	\$103.00	\$103.00
Student	Annual	\$67.00	\$67.00	\$67.00
	Six Month	\$80.00	\$80.00	\$80.00
Senior	Annual	\$76.00	\$76.00	\$76.00
	Six Month	\$90.00	\$90.00	\$90.00
Senior Household (2 adults, both 65 and older)				
	Annual	\$113.00	\$113.00	\$113.00
	Six Month	\$133.00	\$133.00	\$133.00
Youth - 12 years of age and younger (Swimming and Tennis Only)				
	Annual	\$52.00	\$52.00	\$52.00
	Six Month	\$61.00	\$61.00	\$61.00

BSC Aquatic and Wellness Center and Capital Racquet and Fitness Center Fees

Facility Rates	2024	2025	2026
6 Month Locker Rental	\$50.00	\$55.00	\$55.00
12 Month Locker Rental	\$75.00	\$80.00	\$80.00
1 Month Locker Rental	\$15.00	\$20.00	\$20.00
High School Swim Season	\$25.00/season	\$30.00/season	\$30.00/season
Coupon Book (12 Daily Passes)	\$70.00	\$70.00	\$70.00
Youth Daily Fee	\$4.25	\$4.25	\$5.00
Student Daily Fee	\$5.25	\$5.25	\$6.00
Adult Daily Fee	\$7.00	\$7.00	\$8.00
Senior Daily Fee	\$5.75	\$5.75	\$6.50
The four daily fees listed above include sales tax			
Household Daily Fee	\$20.00	\$20.00	\$20.00
Daily Lock Rental	\$1.00	\$1.00	\$1.00
Daily Fee (M-F 8:00 am - 3:00 pm)	\$5.00	\$5.00	Delete
MEM: 1 Hour Personal Training Session	\$40.00	\$40.00	\$40.00
NON: 1 Hour Personal Training Session	\$46.00	\$46.00	\$46.00
MEM: 30 Minute Personal Training Session	\$30.00	\$30.00	\$30.00
NON: 30 Minute Personal Training Session	\$36.00	\$36.00	\$36.00
MEM: 8 (1 Hour) Personal Training Session	\$265.00	\$265.00	\$265.00
NON: 8 (1 Hour) Personal Training Session	\$305.00	\$305.00	\$305.00
MEM: 8 (30 Minute) Personal Training Session	\$200.00	\$200.00	\$200.00
NON: 8 (30 Minute) Personal Training Session	\$239.00	\$239.00	\$239.00
MEM: Personal Training Pkg (8-45 min.)	\$240.00	\$240.00	\$240.00
NON: Personal Training Pkg (8-45 min.)	\$280.00	\$280.00	\$280.00
MEM: 12 (1 Hour) Personal Training Session	\$372.00	\$372.00	\$372.00
NON: 12 (1 Hour) Personal Training Session	\$444.00	\$444.00	\$444.00
MEM: 12 (30 Minutes) Personal Training Session	\$252.00	\$252.00	\$252.00
NON: 12 (30 Minute) Personal Training Session	\$336.00	\$336.00	\$336.00
MEM: Semi Private Personal Training (2-3) (12 Sessions)	\$240.00/person	\$240.00/person	\$240.00/person
NON: Semi Private Personal Training (2-3) (12 Sessions)	\$288.00/person	\$288.00/person	\$288.00/person
MEM: Small Group Circuit Training (4-6 people)(12 Sessions)	\$120.00/person	\$120.00/person	\$120.00/person
NON: Small Group Circuit Training (4-6 people)(12 Sessions)	\$168.00/person	\$168.00/person	\$168.00/person
MEM: Body Composition	\$15.00	\$15.00	\$15.00
NON: Body Composition	\$20.00	\$20.00	\$20.00
MEM: Fitness Assessment	\$30.00	\$30.00	\$30.00
NON: Fitness Assessment	\$36.00	\$36.00	\$36.00
MEM: Fit Assessment + Body Comp	\$35.00	\$35.00	\$35.00
NON: Fit Assessment + Body Comp	\$41.00	\$41.00	\$41.00
MEM: Group Fitness	\$10.00/class	\$10.00/class	\$10.00/class
NON: Group Fitness	\$12.50/class	\$12.50/class	\$12.50/class
MEM: Sports Conditioning (8-13 years)	\$8.00/class	\$8.00/class	\$8.00/class
NON: Sports Conditioning (8-13 years)	\$9.00/class	\$9.00/class	\$9.00/class

BSC Aquatic and Wellness Center and Capital Racquet and Fitness Center Fees, continued				
	<u>2024</u>	<u>2025</u>	<u>2026</u>	
Team Sports Conditioning (members and non-members)	\$10.00/class	\$10.00/class	\$10.00/class	
Weight Room Orientation	\$20.00	\$20.00	\$20.00	
Membership Cancellation Fee	\$50.00	\$50.00	\$50.00	
BSC Aquatic and Wellness Center Fees				
<u>Facility Rates</u>	<u>2024</u>	<u>2025</u>	<u>2026</u>	
Swim Lesson	\$60.00	\$60.00	\$60.00	
Small Group Swim Lesson (2-3 people)	\$75.00/person	\$75.00/person	\$75.00/person	
Private Swim Lesson	\$85.00	\$85.00	\$85.00	
Adult Swim Training Class	\$55.00	\$55.00	\$55.00	
Lifeguard Class	\$250.00	\$250.00	\$250.00	
Lifeguard Recertification	\$150.00	\$150.00	\$150.00	
Lifeguard Recertification (BPRD staff)	\$50.00	\$50.00	\$50.00	
Water Safety Instructor Class (BPRD staff)	\$110.00	\$110.00	\$110.00	
Water Safety Instructor Class (Swim Lesson Training)	\$250.00	\$250.00	\$250.00	
Playground Daily Fee	\$2.00/person	\$2.00/person	\$2.00/person	
Birthday Party Package (Pool)	\$110.00	\$110.00	\$110.00	
Birthday Party Package - Pool - without Wibit	\$110.00	\$110.00	\$110.00	
Birthday Party Package (Playground)	\$110.00	\$110.00	\$110.00	
Studio Rental	\$30/hour	\$30/hour	\$30/hour	
Room Rental (#1 or #2)	\$30/hour	\$30/hour	\$30/hour	
Entire Natatorium Pool Rental	\$200/hour	\$200/hour	\$200/hour	
Full Pool - Long Course	\$150/hour	\$150/hour	\$150/hour	
Program Pool	\$100/hour	\$100/hour	\$100/hour	
Pool #1 (8 lane)	\$125/hour	\$125/hour	\$125/hour	
Pool #2 (6 lane)	\$100/hour	\$100/hour	\$100/hour	
Diving Bay	\$100/hour	\$100/hour	\$100/hour	
Self Paced Triathlon	\$30.00	\$30.00	\$30.00	
MEM: Activ8	\$6.00/class	\$6.00/class	\$6.00/class	
NON: Activ8	\$7.00/class	\$7.00/class	\$7.00/class	
Capital Racquet and Fitness Center				
	<u>2024</u>	<u>2025</u>	<u>2026</u>	
<u>Tennis Rates</u>				
Tennis Court Rental Member	See tennis rates	See tennis rates	See tennis rates	
Tennis Court Rental Non-Member	See tennis rates	See tennis rates	See tennis rates	
Tennis/Pickleball Court Tournament Rental-full day(6 to 12 hours)	\$750/day	\$750/day	\$750/day	
<i>Includes use of 4 courts and facility fees</i>				
Tennis/Pickleball Court Tournament Rental - 1/2 day (up to 6 hours)	\$375.00/day	\$375.00/day	\$375.00/day	
<i>Includes use of 4 courts and facility fees</i>				
Tennis Coupon Book-12 1.5 Hr Passes Member	\$50.00	\$62.00	\$62.00	
Tennis Coupon Book-12 1.5 Hr Passes Non-Member	\$96.00	\$108.00	\$108.00	
Summer Tennis Court Rates (Memorial Day - Labor Day)	50% off	50% off	50% off	
<i>Includes individual tennis rates & coupon books</i>				
Event/Group Rate Court Rental (minimum of 4 hrs)	\$15.00/hr/court	\$15.00/hr/court	\$15.00/hr/court	
Tennis Ball Machine	\$10.00/hr	\$10.00/hr	\$10.00/hr	
Tennis Ball Hopper	\$5.00/hr	\$5.00/hr	\$5.00/hr	
Tennis Lesson Pkg w/Cert. Pro Member	\$270.00/person	\$270.00/person	\$270.00/person	
Tennis Lesson Pkg w/Cert. Pro Non-Member	\$300.00/person	\$300.00/person	\$300.00/person	

Capital Racquet and Fitness Center, continued

July 17, 2025

Tennis Rates, continued

		<u>2024</u>	<u>2025</u>	<u>2026</u>
Tennis Lessons w/ Certified Tennis Pro- Member:				
Private		\$50.00/hr	\$50.00/hr	\$50.00/hr
Semi-Private		\$25.00/hr	\$25.00/hr	\$25.00/hr
Group (3 People)		\$19.00/hr	\$19.00/hr	\$19.00/hr
Group (4 People)		\$16.00/hr	\$16.00/hr	\$16.00/hr
Group (5 People)		\$14.00/hr	\$14.00/hr	\$14.00/hr
Hitting Workout		\$34.00/hr	\$34.00/hr	\$34.00/hr
Tennis Lessons w/Certified Tennis Pro- Non-Member:				
Private		\$55.00/hr	\$55.00/hr	\$55.00/hr
Semi-Private		\$27.00/hr	\$27.00/hr	\$27.00/hr
Group (3 People)		\$21.00/hr	\$21.00/hr	\$21.00/hr
Group (4 People)		\$18.00/hr	\$18.00/hr	\$18.00/hr
Group (5 People)		\$16.00/hr	\$16.00/hr	\$16.00/hr
Hitting Workout		\$39.00/hr	\$39.00/hr	\$39.00/hr
10 & Under Tennis Large Group Lessons (6 or more):				
Child	Member	\$10.00/hr & \$5/hr	\$10.00/hr	\$10.00/hr
Child	Non-Member	\$10.00/hr	\$10.00/hr	\$10.00/hr
Junior/Adult Tennis Large Group Lessons (6 or more):				
Hourly	Member	\$10.00	\$10.00	\$10.00
Hourly	Non-Member	\$10.00	\$10.00	\$10.00
Tennis Singles Leagues	Member	\$45.00/person	\$45.00/person	\$45.00/person
Tennis Singles Leagues	Non-Member	\$70.00/person	\$70.00/person	\$70.00/person
Tennis Doubles Leagues	Member	\$40.00/person	\$40.00/person	\$40.00/person
Tennis Doubles Leagues	Non-Member	\$58.00/person	\$58.00/person	\$58.00/person
Tennis League Sub Fee	Tennis Member	FREE	FREE	FREE
Tennis League Sub Fee-Effective	Member	FREE	FREE	FREE
Tennis League Sub Fee	Non-Member	\$8.00/person	\$8.00/person	\$8.00/person
USTA Summer Tennis League		\$20.00/person	\$20.00/person	\$20.00/person
Sanctioned Tennis Tournaments:				
Singles		\$30.00/person	\$30.00/person	\$30.00/person
Doubles		\$25.00/person	\$25.00/person	\$25.00/person
Non Sanctioned Tennis Tournaments:				
Singles	Member	\$30.00/person	\$30.00/person	\$30.00/person
Singles	Non-Member	\$30.00/person	\$30.00/person	\$30.00/person
Doubles	Member	\$25.00/person	\$25.00/person	\$25.00/person
Doubles	Non-Member	\$25.00/person	\$25.00/person	\$25.00/person
10U Tennis Tournament		\$23.00/person	\$23.00/person	\$23.00/person
<u>Racquetball/Wallyball Rates:</u>				
Racquetball League - 8 weeks	Member	FREE	FREE	FREE
Racquetball League-8 weeks	Non-Member	\$48.00/person	\$48.00/person	\$48.00/person
Racquetball Lessons - 8 weeks:				
Youth	Member	\$15.00/person	\$15.00/person	\$15.00/person
Youth	Non-Member	\$20.00/person	\$20.00/person	\$20.00/person
Adult	Member	\$25.00/person	\$25.00/person	\$25.00/person
Adult	Non-Member	\$30.00/person	\$30.00/person	\$30.00/person
Sanctioned Racquetball Tournament:				
Open Division First Event		\$65.00 / person	\$65.00 / person	\$65.00 / person
Open Division Second Event		\$15.00 / person	\$15.00 / person	\$15.00 / person
First Event	Adult	\$35.00/person	\$35.00/person	\$35.00/person
Second Event	Adult	\$5.00/person	\$5.00/person	\$5.00/person
First Event	Youth	\$10.00/person	\$10.00/person	\$10.00/person
Second Event	Youth	\$5.00/person	\$5.00/person	\$5.00/person
Wallyball League - 8 weeks	Member	FREE	FREE	FREE
Wallyball League - 8 weeks	Non-Member	\$25.00/person	\$25.00/person	\$25.00/person
Wallyball Tournament	Adult	\$20.00/person	\$20.00/person	\$20.00/person

Capital Racquet and Fitness Center, continued

July 17, 2025

Miscellaneous Rates

	2024	2025	2026
Birthday Party	\$100	\$100	\$100
Blacklight Tennis	\$12.50/person	\$12.50/person	\$12.50/person
Child/Parent Tennis Class	\$35/child/session	\$35/child/session	\$35/child/session
Daycare Field Trip Lesson	\$5.00/child/hour	\$5.00/child/hour	\$5.00/child/hour
Kid Zone Daily Fee	n/a	\$2.00/person	\$2.00/person
Junior Team Tennis Challenge - 1st person	\$7.00/person	\$7.00/person	\$7.00/person
- 2nd person	\$7.00/person	\$7.00/person	\$7.00/person
Pickleball - Scheduled Blocks	\$5.00/person	\$5.00/person	\$5.00/person
Pickleball Lessons	\$10.00/hour	\$10.00/hour	\$10.00/hour
Racquetball Tournament Rental - full day (6 to 12 hours)	\$500.00/day	\$500.00/day	\$500.00/day
Racquetball Tournament Rental - 1/2 day (up to 6 hours)	\$250.00/day	\$250.00/day	\$250.00/day
Studio Rental	\$30.00/hour	\$30.00/hour	\$30.00/hour
Walking/Jogging Track	\$2.00	\$2.00	\$2.00
Wallyball Tournament - full day (6 to 12 hours)	\$500.00/day	\$500.00/day	\$500.00/day
Wallyball Tournament - 1/2 day (up to 6 hours)	\$250.00/day	\$250.00/day	\$250.00/day

Capital Racquet and Fitness Center Tennis/Pickleball Court & Day Pass Fees*(Includes Court Rentals for Pickleball)***Non-Member**

	Youth	Student	Adult	Senior
	12 & Under	13-17 or College	18+	65+
Singles 1 hr	\$9.00	\$10.00	\$13.00	\$10.00
Tennis Coupon Book	N/A	\$108(\$9)	\$108(\$9)	\$108(\$9)

\$1.00 add on for each additional 1/2 hour of court time

	Youth	Student	Adult	Senior
	12 & Under	13-17 or College	18+	65+
Doubles 1 hr	\$9.00	\$10.00	\$13.00	\$10.00
Tennis Coupon Book	N/A	\$108(\$9)	\$108(\$9)	\$108(\$9)

\$1.00 add on for each additional 1/2 hour of court time

Member

	Youth	Student	Adult	Senior
	12 & Under	13-17 or College	18+	65+
Singles 1 hr	\$4.00	\$5.00	\$7.00	\$5.00
Tennis Coupon Book	N/A	\$62(\$5.16)	\$62(\$5.16)	\$62(\$5.16)

\$1.00 add on for each additional 1/2 hour of court time

	Youth	Student	Adult	Senior
	12 & Under	13-17 or College	18+	65+
Doubles 1 hr	\$4.00	\$5.00	\$7.00	\$5.00
Tennis Coupon Book	N/A	\$62(\$5.16)	\$62(\$5.16)	\$62(\$5.16)

\$1.00 add on for each additional 1/2 hour of court time

Tennis Member

- 2 Hours of Tennis Included Per Day - Additional Court Time May be Purchased at Member Rates.

Administration

	2024	2025	2026
Returned Item Charge	\$15.00	\$30.00	\$30.00
BLAST - ECP Failed Payment Fee	n/a	\$10.00	\$10.00
Cancellation Fee:			
Shelters	\$5.00	\$5.00	\$5.00
Community Centers	\$10.00	\$10.00	\$10.00
General Sibley Camp Sites	\$5.00/night	\$5.00/night	\$5.00/night
Eagles Park - campground (all sites)	n/a	\$20.00	\$30/\$50/\$60
Eagles Park - campground (single site)	n/a	\$5.00/night	\$5.00/night
Birthday Party Rentals	n/a	\$5.00	\$5.00
Arena Ice Rental	n/a	\$30/hour	\$30/hour
Arena Dry Floor Rental	n/a	\$10/hour	\$10/hour
Arena Meeting Room	n/a	\$10.00	\$10.00
Credit Card Processing Fee - contract payments	n/a	Current Rate	Current Rate

BISMARCK PARKS AND RECREATION DISTRICT
2026 SEASONAL EMPLOYEES PAY PLAN CLASSIFICATIONS
EFFECTIVE 1/1/2026 - Proposed

Purpose: The purpose of the seasonal employee pay plan is to provide a list of Park District positions classified by category with a specified pay range. The steps are intended to provide a range in which employees are to be paid, based upon managers' discretion. Employees do not have to start at step one, nor are they guaranteed to move up a step each year. Any deviations above the pay scale are subject to the approval of the Executive Director of Bismarck Parks and Recreation. Rates for programs are effective the beginning of the program/season in current year or on anniversary date for year round positions.

FULL-TIME SEASONAL POSITIONS

The Division Director must sign personnel actions for these positions.

*Hourly Positions - Employees receive 1/2 vacation and sick leave
Full-time seasonal positions work a minimum of 20 hours per week,
not to exceed 1,508 hours per calendar year.*

Authorized full-time seasonal positions for BPRD are as follows:

Administration - 4 positions
Facilities and Programs - 8 positions
Operations - 6 positions

	Steps				
	<u>One</u>	<u>Two</u>	<u>Three</u>	<u>Four</u>	<u>Five</u>
Full-Time Seasonal V - (Non-Exempt)					
Park Planner	27.00	28.00	29.00	30.00	31.00
Local Foods Coordinator	—23.25	—23.75	—24.25	—24.75	—25.25

	Steps				
	<u>One</u>	<u>Two</u>	<u>Three</u>	<u>Four</u>	<u>Five</u>
Full-Time Seasonal IV -(Non-Exempt)					
Golf Shop Supervisor	17.75	18.25	18.75	19.25	19.75
Facility Supervisor	—17.25	—17.75	—18.25	—18.75	—19.25
Program Supervisor					
Account Technician					
Office Coordinator					
Clerical Aide					
Operations/Maintenance					

PART-TIME POSITIONS

*Employees Receive No Vacation or Sick Leave Benefits
Part-time positions may not exceed 1,508 hours per year.*

	Steps				
	<u>One</u>	<u>Two</u>	<u>Three</u>	<u>Four</u>	<u>Five</u>
Part-Time III - Hourly					
Activity Center/BLAST Leader	15.75	16.25	16.75	17.25	17.75
Adult Program Coordinator	—15.25	—15.75	—16.25	—16.75	—17.25
Youth Program Coordinator					
Facility Attendant/Supervisor					
Operations/Maintenance					
Lifeguard					
Youth Coach					
Account Technician					
Pool Manager					
Open Gym Supervisor					

PART-TIME POSITIONS, continued

Part-Time II - Hourly

	Steps				
	<u>One</u>	<u>Two</u>	<u>Three</u>	<u>Four</u>	<u>Five</u>
Activity Center/BLAST Leader	13.25	13.75	14.25	14.75	15.25
Clerical Aide	12.75	13.25	13.75	14.25	14.75
Facility Attendant II					
Lifeguard					
Operations/Maintenance					
Program Instructor					
Youth Coach					
Youth Program Coordinator					
Open Gym Supervisor					
Account Technician					

Part-Time I - Hourly

	Steps				
	<u>One</u>	<u>Two</u>	<u>Three</u>	<u>Four</u>	<u>Five</u>
Activity Center/BLAST Leader	10.75	11.25	11.75	12.25	12.75
Clerical Aide	10.25	10.75	11.25	11.75	12.25
Facility Attendant I					
Operations/Maintenance					
Open Gym Supervisor					
Program Instructor					
Lifeguard					
Youth Coach					

Fitness Class Instructor

	Steps				
	<u>One</u>	<u>Two</u>	<u>Three</u>	<u>Four</u>	<u>Five</u>
Group Fitness Instructor (per hour)	14.00	15.00	16.00	17.00	18.00

Junior Golf Instructor

	Steps				
	<u>One</u>	<u>Two</u>	<u>Three</u>	<u>Four</u>	<u>Five</u>
Coordinator	19.00	20.00	21.00	22.00	23.00
	16.00	17.00	18.00	19.00	20.00
Instructor	17.00	18.00	19.00	20.00	21.00
	15.00	16.00	17.00	18.00	19.00
Assistant Instructor	13.00	13.50	14.00	14.50	15.00
	11.00	11.50	12.00	12.50	13.00

Recreation Class Instructors

	Steps				
	<u>One</u>	<u>Two</u>	<u>Three</u>	<u>Four</u>	<u>Five</u>
Archery Instructor	16.00	17.00	18.00	19.00	20.00
	16.00	17.00	18.00	19.00	20.00
Fencing Instructor	15.00	16.00	17.00	18.00	19.00
	16.00	17.00	18.00	19.00	20.00
Karate Instructor	15.00	16.00	17.00	18.00	19.00
Personal Trainer	18.00	19.00	20.00	21.00	22.00
BLAST/Activity Center Coordinator	16.00	17.00	18.00	19.00	20.00
Rise and Shine Leader	20.50				
Teen Tour Coordinator	17.00	18.00	19.00	20.00	21.00

PART-TIME POSITIONS, continued

		Steps				
<u>Recreation Class Instructors (Cont)</u>		<u>One</u>	<u>Two</u>	<u>Three</u>	<u>Four</u>	<u>Five</u>
Lifeguard/WSI/CPR Instructor		17.00	18.00	19.00	20.00	21.00
Concessions Coordinator		17.00	18.00	19.00	20.00	21.00
		17.00	18.00	19.00	20.00	21.00
Safety Village Instructor		15.00	16.00	17.00	18.00	20.00
		Steps				
<u>Bus Drivers</u>		<u>One</u>	<u>Two</u>	<u>Three</u>	<u>Four</u>	<u>Five</u>
Bus Driver – Drive Time		18.00	19.00	20.00	21.00	22.00
Bus Driver – Down Time		13.00	14.00	15.00	16.00	17.00
		Steps				
<u>Tennis Instructor</u>		<u>One</u>	<u>Two</u>	<u>Three</u>	<u>Four</u>	<u>Five</u>
Certified (Indoor-USTA-per lesson)		14.00	15.00	16.00	17.00	18.00
Uncertified (Indoor)		8.00	9.00	10.00	11.00	12.00
Tennis Professional - On Court		21.00	22.00	23.00	24.00	25.00
<u>Custodian for Adult Sports</u>		10.00/hour weekdays		15.00/hour weekends		
		25.00/hour for special events				
		Steps				
<u>Adult Basketball Scorekeeper¹</u>		<u>One</u>	<u>Two</u>	<u>Three</u>	<u>Four</u>	
		11.50/game	12.50/game	13.50/game	14.50/game	
		Steps				
<u>Adult Basketball Supervisor/ Scorekeeper</u>		<u>One</u>	<u>Two</u>	<u>Three</u>	<u>Four</u>	<u>Five</u>
(includes supervisory/custodial work and scorekeeping)		18.00	19.00	20.00	21.00	22.00
<u>Officials</u>						
Flag Football		15.00/game				
Men's Hockey		15.00-20.00/game				
Youth Volleyball		17.50/match (level 1)		18.50/match (level 2)		20.00/match (level 3)
		21.50/match (level 4)		23.00/match (level 5)		25.00/match (level 6)
Youth Basketball ^{1, 2}		24.00/game (level 1)		27.00/game (level 2)		30.00/game (level 3)
		33.00/game (level 4)		35.00/game (level 5)		37.00/game (level 6)
Adult Basketball Official ¹		29.00/game (level 1)		32.00/game (level 2)		
		34.00/game (level 3)		36.00/game (level 4)		41.00/game (level 5)
		43.00/game (level 6)		46.00/game (level 7)		

¹ Pay rate is 1.5 rate/game if normally two employees work a game but game is worked alone.

² Pay rate for 6 minute quarters is 1.0 rate/game; Pay rate for 8 minute quarters is **1.25 rate/game**.

PART-TIME POSITIONS, continued

Adult Volleyball Official	18.50/match (level 1)	20.00/match (level 2)	21.50/match (level 3)
	23.00/match (level 4)	25.00/match (level 5)	27.50/match (level 6)
	30.00/match (level 7)	32.00/match (level 8)	35.00/match (level 9)

Steps

Adult Volleyball Supervisor/Official (Includes supervisory/custodial work and officiating)	<u>One</u>	<u>Two</u>	<u>Three</u>	<u>Four</u>	<u>Five</u>
	30.00	32.00	35.00	37.00	40.00

BUDGET RESOLUTION

AN RESOLUTION MAKING THE ANNUAL APPROPRIATION FOR EXPENDITURES OF THE PARK DISTRICT OF THE CITY OF BISMARCK, NORTH DAKOTA, FOR THE FISCAL YEAR COMMENCING JANUARY 1, 2026 AND ENDING DECEMBER 31, 2026 AND MAKING THE ANNUAL TAX LEVY FOR THE YEAR OF 2025.

BE IT RESOLVED BY THE BOARD OF PARK COMMISSIONERS OF THE CITY OF BISMARCK, NORTH DAKOTA.

Section 1. There hereby be appropriated the following sums of money or so much there of that may be necessary for the purpose of paying expenses of the Park District of the City of Bismarck, North Dakota, for the fiscal year commencing January 1, 2026 and ending December 31, 2026.

Section 2. There are hereby levied the following sums of money on all taxable property in the City of Bismarck for the year 2025 for the purpose of paying expenses of the Park District of the City of Bismarck.

General Levy	\$12,382,566
Special Assessments	\$2,362,893
General Obligation Bonds	\$212,782
Park & Recreation Facilities	\$2,787,550

Section 3. Taking effect. This resolution shall be in full force and effect from and after its final passage and adoption.

First reading – July 17, 2025

Second reading – September 11, 2025

Final passage and adoption – September 11, 2025

September 11, 2025

Date

Mark Zimmerman, President

Kevin Klipfel

Clerk/Executive Director

BISMARCK PARKS AND RECREATION DISTRICT
Public Hearing Notice

The Board of Park Commissioners will hold a public hearing on the 2026 Budget at 5:15pm on Thursday, September 11, 2025, in the Tom Baker Meeting Room at City Hall, 221 N 5th Street, Bismarck.

The Bismarck Parks and Recreation District's 2026 preliminary budget is available on our website: www.bisparks.org.