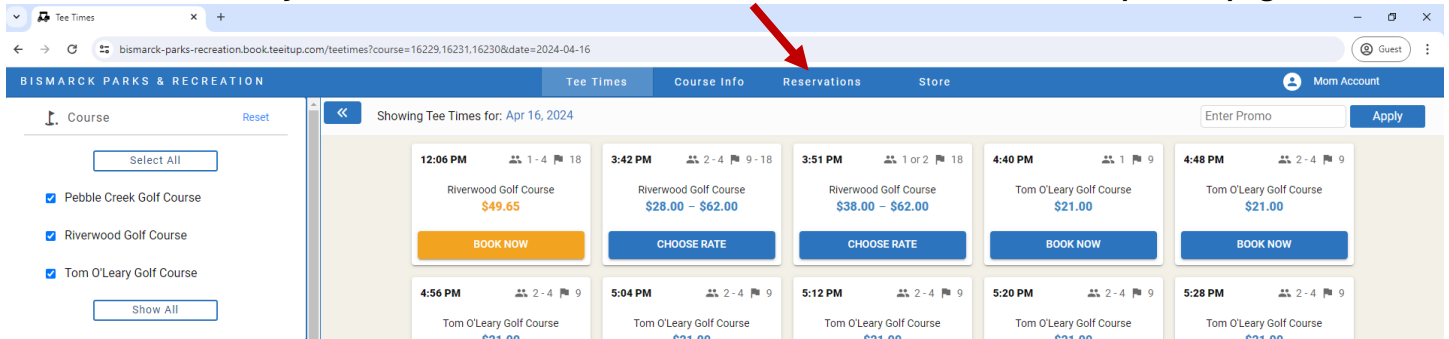


CANCELING A TEE TIME ONLINE for Bismarck Parks and Recreation Golf Courses

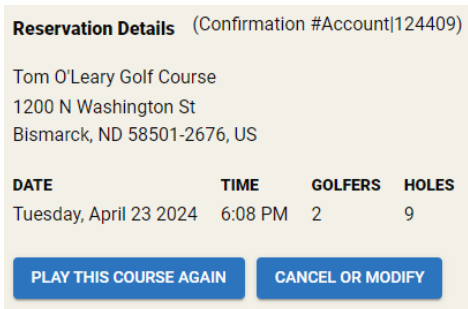
1. [Log into your account.](#)
2. Find the tee time you wish to cancel under Reservations in the menu bar at the top of the page.



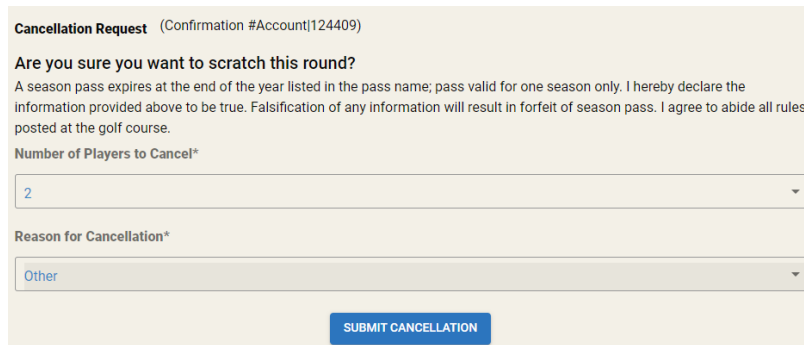
3. Select View Details button of tee time you are canceling.



4. Select Cancel or Modify button.



5. Answer questions and select Submit Cancellation button.



6. A successful Cancellation Request notice will appear. The tee time will also be listed as cancelled under the Reservations tab.

