




# THE PERFECT MATCH

With smaller courts, shorter racquets, and lower bouncing balls, youth players will achieve greater physical activity and feel successful at tennis right from the start. Tennis is a game that can be played at home in the driveway with the whole family or with friends on any flat, safe surface.

## RACQUET SIZES

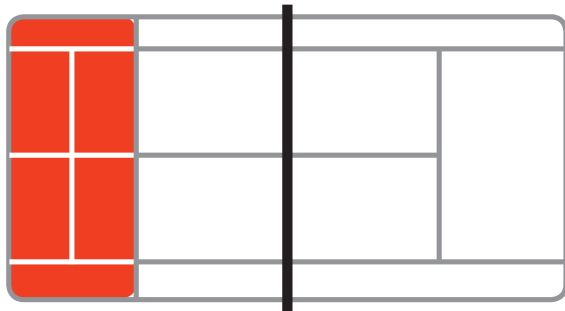


LEARN MORE ABOUT YOUTH TENNIS AT [NETGENERATION.COM](http://NETGENERATION.COM)

# GET STARTED. MOVE ON. LEVEL UP.

## RED BALL

The tennis journey starts with the red level. Red balls can be made of foam or felt, are larger, bounce lower and travel slower than the standard yellow ball making it easier to learn and acquire skills.

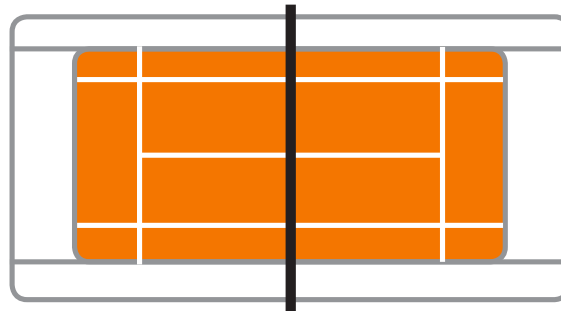


### COURT SIZE: 36' x 18'

Red Courts are short and narrow, making it easy for players to focus on learning the fundamentals of the game.

## ORANGE BALL

Orange balls travel through the air a little faster and farther than the red ball, but are the same size and still bounce lower than a yellow ball.





### COURT SIZE: 60' x 21' - OR - 60' x 27' (DOUBLES)

Slightly smaller than the full-size 78' court, Orange Courts are ideal for players who are still developing their athletic, technical, and competitive skills.

## GREEN & YELLOW BALLS

Green balls have a slightly reduced bounce compared to the yellow ball making the transition to a full-size 78' court much easier.



### COURT SIZE: 78' x 27' - OR - 78' x 36' (DOUBLES)

At this stage, while continuing to improve their tactical and technical skills, a player's size does not hinder their ability to cover a full-size tennis court.

TO LEARN MORE, CONTACT

